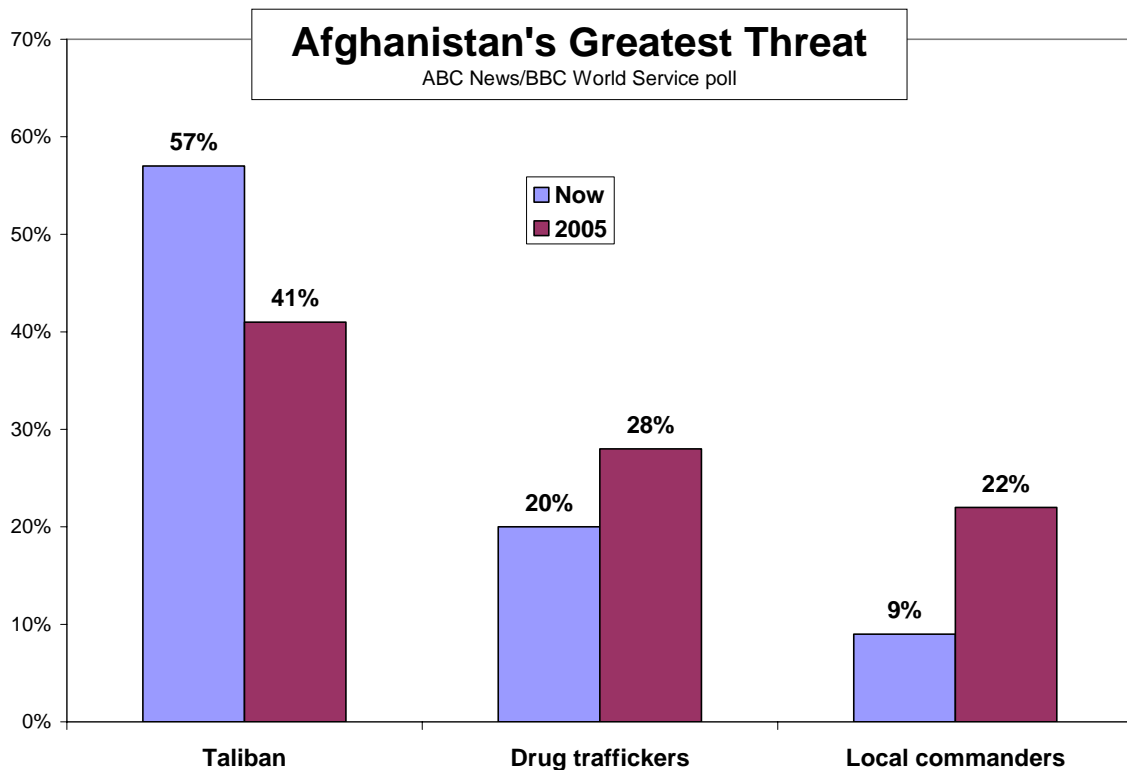


Strife Erodes Afghan Optimism Five Years After the Taliban's Fall

Five years after the fall of the Taliban, public optimism has declined sharply across Afghanistan, pushed by a host of fresh difficulties: Worsening security, rising concerns about a resurgent Taliban, troubled development efforts, widespread perceptions of corruption and reduced faith in the government's effectiveness in facing these challenges.

The U.S.-led invasion remains highly popular, the Taliban intensely unpopular, and the current Afghan government retains broad support. Yet this extensive ABC News/BBC World Service survey makes clear the country's profound problems – including renewed Taliban activities five years after the fall of their last redoubt, Kandahar, on Dec. 7, 2001:

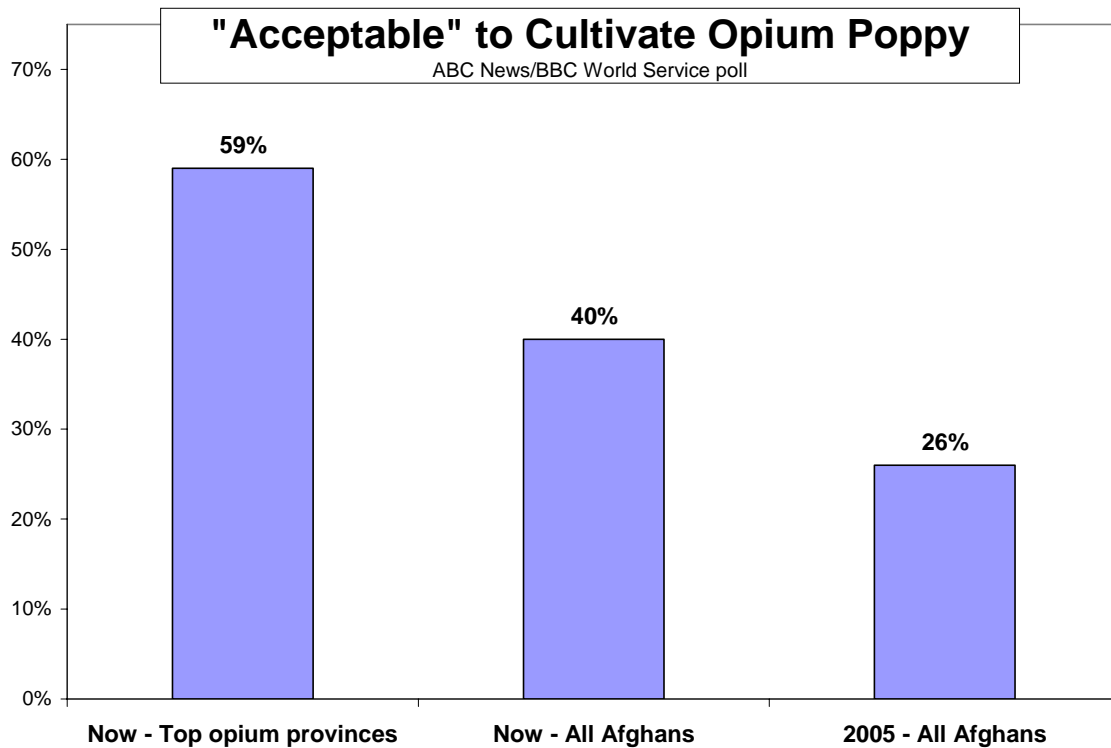
- More than four in 10 Afghans report Taliban violence in their own local area, including killings, bombings, torching of schools or government buildings and armed conflict with government or foreign troops. That soars far higher in specific regions, notably in southern Helmand and Kandahar provinces, where eight in 10 report poor security.



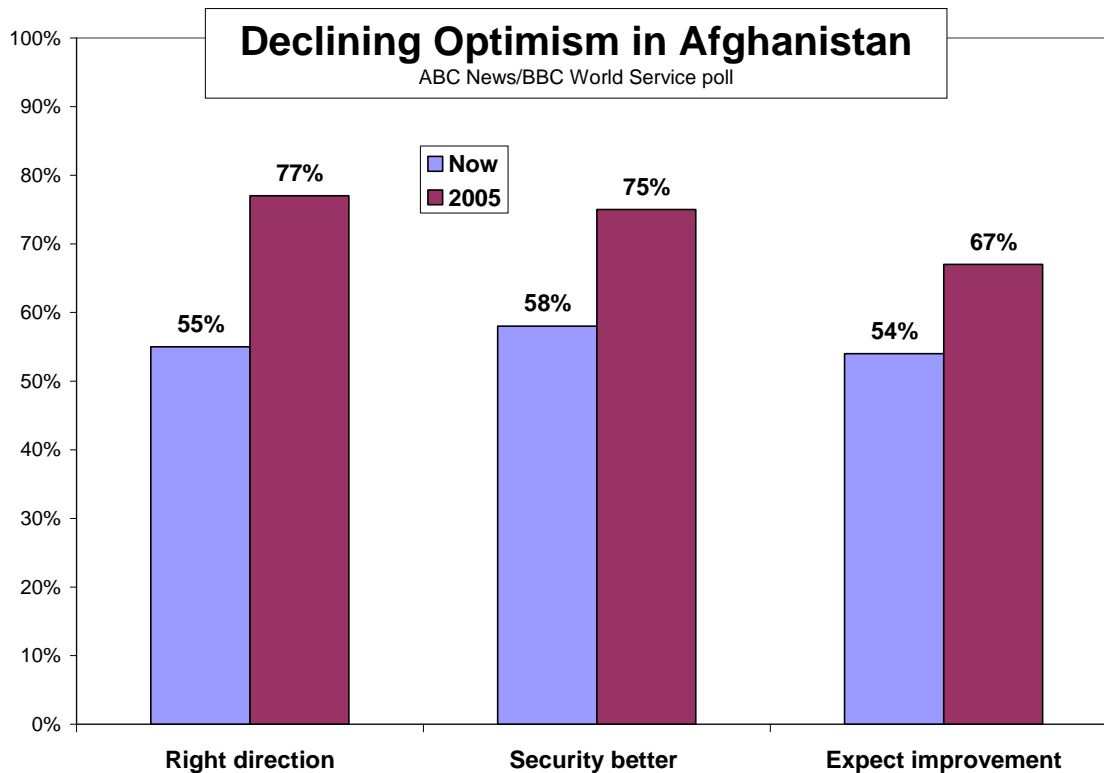
- One in six Afghans say people in their area provide Taliban fighters with food or money – and that jumps to more than a third in the Northwest, nearly half in the country’s Southwest provinces overall, and two-thirds specifically in Helmand and Kandahar.
- Most Afghans, 57 percent, now call the Taliban the single greatest danger to their country, up 16 points from the first ABC News poll in Afghanistan a year ago. Only in the eastern provinces does the Taliban have a rival threat, drug traffickers.

DRUGS – Views on the drug front likewise are not promising. Signaling frustration with the slow pace of development, there’s been a jump in acceptance of growing opium poppies, the country’s illicit cash crop. Nationally, 40 percent now call it acceptable if there’s no other way to earn a living, up sharply from 26 percent last year. And in the top-producing opium provinces, more – a majority, 59 percent – endorse poppy cultivation.

Despite eradication efforts, Afghanistan is the world’s top opium poppy producer – and nearly three-quarters of Afghans suspect the Taliban is protecting the trade.



DETERIORATION – Compared with a year ago, this poll finds deterioration in a range of public perceptions about the country’s condition: a 22-point drop in views that it’s headed in the right direction, a 17-point drop in the belief security has improved since the Taliban was in control and a 13-point drop in personal optimism for the year ahead. Trust in parliament is down by 18 points; approval of President Hamid Karzai, down 15 points.



Some of these ratings, to be fair, have fallen from probably unsustainable levels. Sixty-eight percent approve of Karzai’s work – down from 83 percent last year, but still a level most national leaders would envy. Fifty-nine percent think the parliament is working for the benefit of the Afghan people – down from 77 percent, but still far better than Americans’ ratings of the U.S. Congress.

Others are lower: Positive ratings of the performance of the United States in Afghanistan are down by 11 points, to 57 percent. Provincial governments are rated positively by 52 percent.

Perhaps most troubling in terms of governance, 78 percent of Afghans call official corruption a problem in the area where they live – and 55 percent call it a big problem. One in four report that they or someone they know has had to pay a bribe to receive proper service from the government – and that jumps to four in 10 in the country’s Northwest, where corruption is particularly severe.

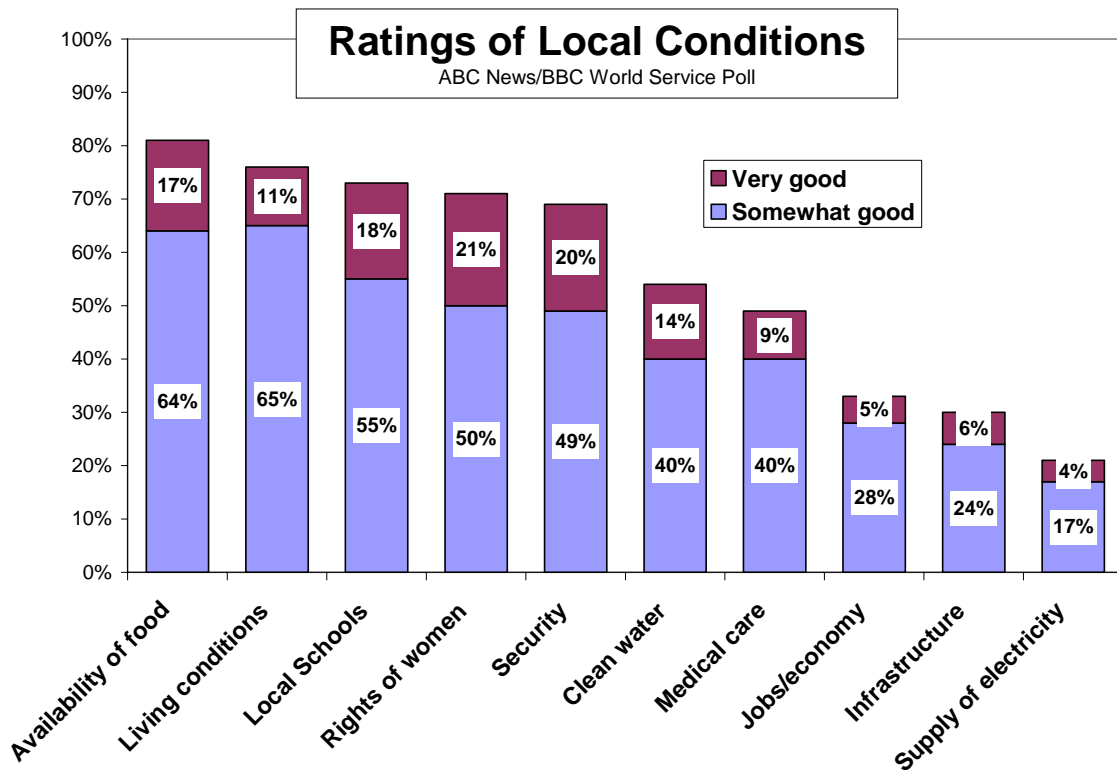
Positives remain. Most Afghans say the government and local police alike have a strong presence in their area – few say so of the Taliban – and trust the current authorities, at least somewhat, to provide security. Again likely reflecting the Taliban’s broad unpopularity, big majorities continue to call the U.S.-led invasion a good thing for their country (88 percent), to express a favorable opinion of the United States (74 percent) and to prefer the current Afghan government to Taliban rule (88 percent).

Indeed eight in 10 Afghans support the presence of U.S., British and other international forces on their soil; that compares with five percent support for Taliban fighters and 11 percent for jihadi fighters from other countries. In the South, however, just three in 10 say international forces have a strong presence. And while just a quarter overall say U.S. forces should leave within a year, that is up from 14 percent a year ago.

Fifty-five percent of Afghans still say the country's going in the right direction, but that's down sharply from 77 percent last year. Fifty-four percent remain optimistic rather than pessimistic about their future, but that's down from 67 percent. Hopes for a better future can provide an important element of social stability; their decline is cause for concern.

In one sense, optimism at all is remarkable in Afghanistan, given security problems and deep poverty alike. (Barely two in 10 Afghans, for example, live in homes that receive electricity from power lines.) But, again, views of today's conditions are balanced by recollections of the repressive Taliban regime. Whatever the problems, 74 percent say their living conditions today are better now than they were under the Taliban.

That rating, however, is 11 points lower now than it was a year ago. While 58 percent say security, in particular, is better than it was under the Taliban, that's down from 75 percent a year ago. And fewer than half – 43 percent, about the same as last year – say the availability of jobs and economic opportunity has improved.

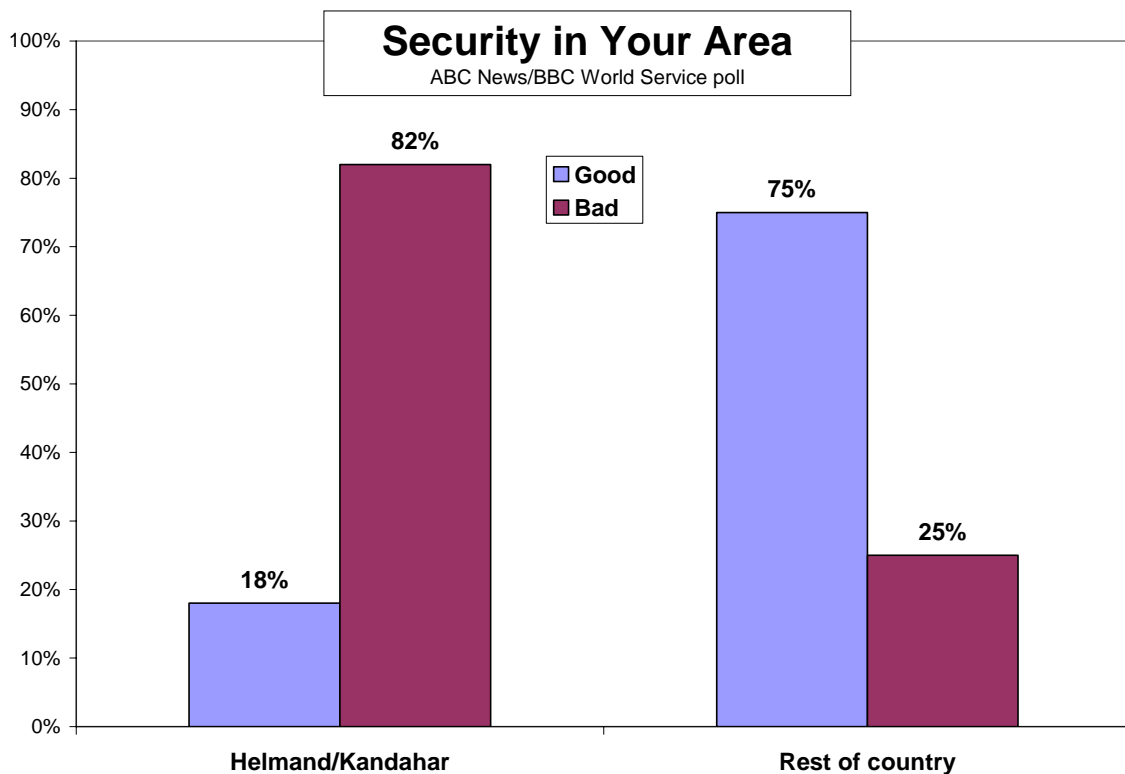


On the local level, 69 percent say their own security from crime and violence is good, but just two in 10 say it's "very good." Worst-rated locally are other basics: the availability of medical care, economic opportunities, the condition of infrastructure such as roads and bridges, and electrical supply. Fewer than half – in most cases many fewer – rate any of these as adequate.

REGIONS – Views differ sharply across regional lines, with attitudes most negative overall, and security concerns greatest, in the South, where the Taliban is strongest (particularly in Helmand and Kandahar provinces in the Southwest), and in the Northwest provinces, where its activity has been on the rise.

Majorities in the Northwest and Southwest call security the biggest problem in Afghanistan; by contrast that drops to a third in Kabul, three in 10 in central Afghanistan and about two in 10 in the North and East.

Just a third in the Southwest, and one in four in the Northwest, say security is better now than under the Taliban, compared with majorities elsewhere. And just a third in the Southwest say security in their area is good, compared with broad majorities elsewhere. (Indeed two Southwest provinces, Uruzgan and Zabul, were excluded from the sample because of security concerns. Both are sparsely populated: Zabul is home to an estimated 1.2 percent of the country's population; Uruzgan, 1.1 percent.)



Life is especially difficult in Helmand and Kandahar: A year ago, 78 percent in these two provinces said things were going in the right direction; today just 43 percent still say so, a precipitous 35-point drop. Not only do eight in 10 there rate their security as bad, but six say it's worse now than it was under the Taliban.

Insecurity coincides with a relative lack of government or international troop presence in these regions. The Karzai government's presence is viewed as weakest in the South (47 percent call it weak there), Northwest (43 percent) and East (40 percent). Similarly, U.S. or other international forces are perceived as weakest in the South (68 percent weak) and Northwest (52 percent).

But, especially in the South, negative ratings are not limited to security. Availability of medical care ranges from seven in 10 in Kabul to just 37 percent in the South. Positive local school ratings range from nine in 10 in Kabul down to 44 percent in the Southwest.

And relatively few in the Northwest or South anticipate things will get better soon. Just 35 percent in the Northwest and 39 percent in the South expect things in their life to be better in a year; it bottoms out at 27 percent in a group of provinces from the Southeast to the Kabul border. By contrast, about seven in 10 are optimistic in Kabul itself, and eight in 10 in the Northern provinces.

Widespread corruption may be one factor in dour views in the Northwest, where corruption is called a big problem more than in any other region. Nearly nine in 10 – 88 percent – in the Northwest call corruption a big problem in their area. As noted, more than four in 10 in the Northwest know someone who's had to bribe a government official.

The number of Afghans who say the country's going in the right direction ranges from 71 percent in the central region to 51 percent in the South. But the decline in this measure from last year is not limited to the highest-conflict areas; it's down sharply in Kabul, the North and the East as well as in the South.

TALIBAN PRESENCE – While Taliban activities are broadly felt, it's far from a strong or popular movement. Just seven percent of Afghans call the Taliban a strong presence in their area, and six percent say it has substantial local support.

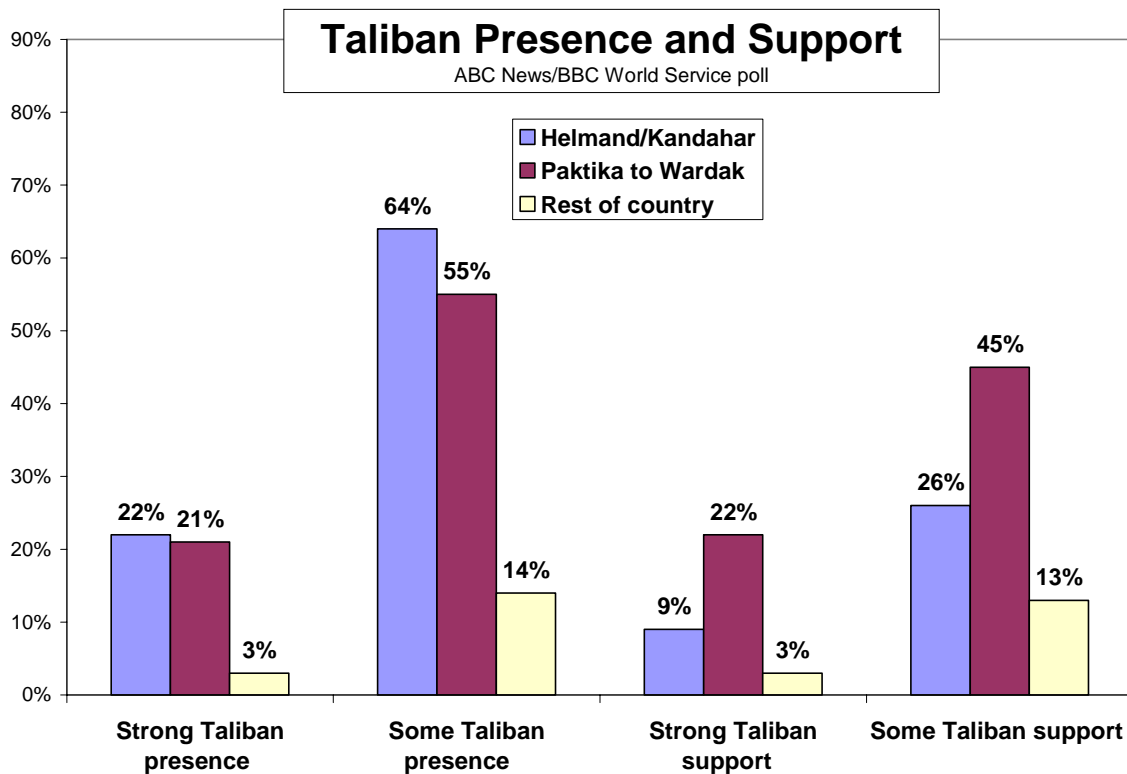
Intensity of sentiment is strongly against the Taliban as well: Not only do 89 percent view it unfavorably overall, but 76 percent rate it “very” unfavorably. (Osama bin Laden is even more unpopular.) And not only do 93 percent doubt the Taliban's ability to provide security, but 84 percent have no confidence in it at all. Seventy-four percent also say it has no presence in their area whatsoever.

Still, 24 percent, one in four Afghans, say the Taliban has some presence in their area, when those who say it has a “fairly weak” presence are included. And when “fairly weak” support is included, 19 percent say the Taliban has at least some local support.

In Helmand and Kandahar, far more, 22 percent, report a strong Taliban presence, and nearly two-thirds report at least some Taliban presence, even if a fairly weak one. Again, this presence is not popular: Even in Helmand and Kandahar, just seven percent say they themselves support the Taliban, and nine percent say others in the area support it.

Violence may well be one reason. About six in 10 Afghans in Helmand and Kandahar say there've been Taliban bombings, killings and the delivery of threatening “night letters” in their area; seven in 10 say the Taliban has burned buildings; more than eight in 10 report fighting; and two-thirds say people in their area have given the Taliban food or money.

Support for the Taliban is highest in a group of six provinces in the Southeast of the country, from Paktika and Khost on the Pakistan border up to Paktia and in to Ghazni, Logar and Wardak. There, while just 10 percent say they themselves support the Taliban, 22 percent say others in the area support it at least fairly strongly, and 45 percent give it some support, even if “fairly weak.”



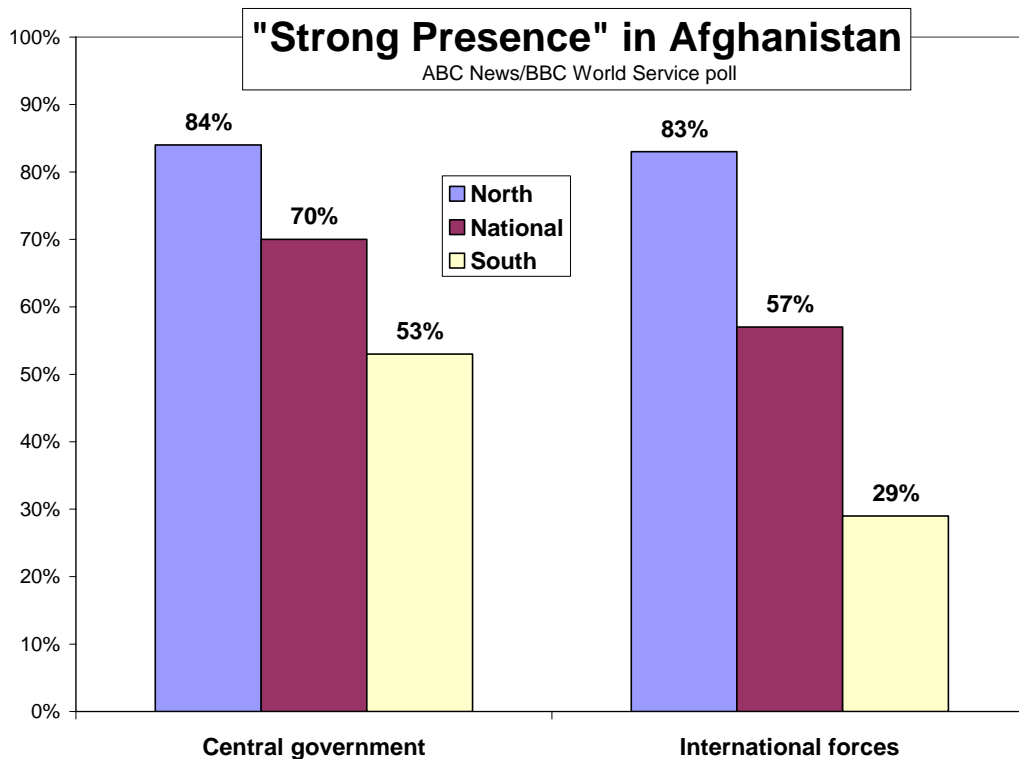
Afghans give a range of reasons why some people in their area support the Taliban – for example, as a religious duty (23 percent), because they agree with its goals (14 percent) or because they were forced to (12 percent). But the largest share, 30 percent, give another reason: People who support the Taliban, they say, think it can improve security. In Helmand and Kandahar, that rises to 46 percent.

OTHER FORCES – Some Afghans are squeezed between Taliban on one side and local commanders – often described as warlords – on the other. Twenty-eight percent call local commanders a strong presence in their area, and two in 10 say these forces have significant local support (both levels are higher in rural areas).

At the same time, the number of Afghans who call local warlords the country’s biggest danger has subsided from 22 percent last year to nine percent now, as concern about the Taliban has risen.

Nearly six in 10 Afghans (57 percent) say U.S., NATO or United Nations ISAF forces have a strong presence in their area, considerably more than say so about the Taliban or local commanders. But the strong presence of international forces ranges from 83 percent in the North to just 29 percent in the South. Confidence in these international forces to provide security, 67 percent overall, likewise ranges widely, from 83 percent in the North to 47 percent in the South.

Seven in 10 say the central government has a strong presence in their area, again with a wide range, from 84 percent in Kabul and the North down to 57 percent in the Northwest and 53 percent in the South. Eight in 10 nationally are confident in the central government to provide security, but this ranges as low as 55 percent in the South.



Still, two-thirds in the South, and 78 percent nationally, say the central government enjoys substantial support in their area. But, given the alternatives, that could be as much

an expression of hope as an evaluation of the government's performance. Indeed far fewer nationally, 28 percent, say the government has "very strong" support in their area.

People who live in areas where the government, police or international forces are very strong are anywhere from 15 to 30 points more likely to express positive views of the country's direction, their living conditions and their future over the next year. That could be an endorsement of these institutions, but it also could just reflect the fact that where they're strong, there's less conflict.

FOREIGN FORCES/ATTACKS – Fifty-five percent say U.S. forces should remain, not on a specific timetable, but until security in the country has been achieved. That's down from 65 percent last year; as noted, there's been a 10-point increase in the number who want the U.S. to withdraw within the next year.

Desire for U.S. forces to stay in place until security is restored is highest, at nearly seven in 10, in the capital, Kabul; it drops dramatically, to four in 10, in the East and Northeast.

Seven in 10 or more Afghans say they're "grateful" rather than "unhappy" with the presence of American, British and Canadian soldiers in the country. Perhaps in reaction to increased violence, there's been a drop in belief that attacks on U.S. forces can be justified – 13 percent say so, down from 30 percent last year. (The number who say such attacks can be justified soars, to 51 percent, among the one in 10 who say the United States was wrong to invade.)

There is very broad opposition to other kinds of attacks: Majorities from 94 to 97 percent say attacking government officials, police, schools, teachers and other civilians cannot be justified. Eighty-nine percent say there can be no justification for suicide bombings.

Politically disaffected Afghans – the one in eight who both think the country's going in the wrong direction and lack confidence in its government – are much more likely than others to think attacks against U.S. forces can be justified; 35 percent say so. They're also much less likely to say the U.S.-led invasion was a good thing (though most still do), to support the continued presence of U.S. forces or to view the United States favorably.

The politically disaffected are much less apt than others to see the Taliban as the country's biggest danger – 28 percent do, compared with 57 percent among all Afghans. Nonetheless, even in this group, just 14 percent say they themselves support the presence of Taliban fighters in the country, compared with five percent among all Afghans.

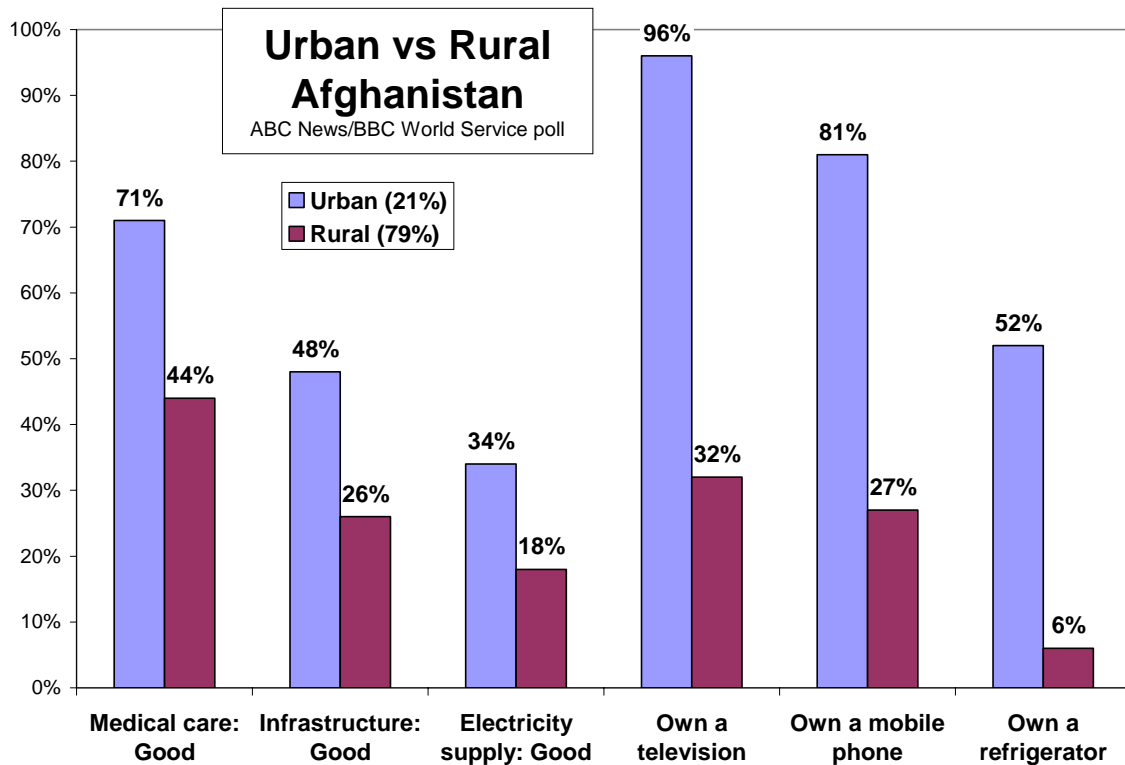
WOMEN'S RIGHTS – Seventy-nine percent of Afghans say women's rights are better now than under the Taliban, and seven in 10, men and women alike, rate the state of women's rights in their area positively. But that does not mean Western standards hold sway: Most Afghans balk at women holding supervisory work positions, and most favor arranged marriages.

Six in 10, including nearly as many women as men, call it unacceptable for women to hold jobs in which they supervise men. And six in 10 endorse the practice of arranged marriages, in which the woman is told whom she must marry and when. Afghan women are even more apt than men to call arranged marriages an acceptable practice, 67 percent to 54 percent.

	Women	Men
Women rights: good	72%	71%
Women supervisors: acceptable	42	36
Arranged marriages: acceptable	67	54

Afghans overwhelmingly reject hitting or beating women, an issue that’s received some news coverage. Nine in 10 call this unacceptable.

URBAN/RURAL – In addition to regional differences, there are big gaps between urban and rural Afghans. In the area of women’s rights, for example, 85 percent in urban areas say they’re good; that falls to 68 percent of rural residents (again, about equal numbers of women and men alike).



Other progress, to the extent it’s occurred, also has been uneven. Local medical services are rated positively by 71 percent of urban residents, up from 54 percent last year – but there’s been essentially no change among the nearly 80 percent of Afghans who live in rural areas. Ratings of infrastructure are up, likewise, among the urban minority, but less

so in rural areas. Conversely, ratings of electrical supply are up modestly among rural Afghans, apparently thanks to the increased provision of generators; but among city dwellers, electricity complaints in fact have slightly worsened.

Attitudinally, urban residents are more distressed politically – just 45 percent say the country’s going in the right direction, compared to 58 percent in rural areas.

ECONOMY and DEMOGRAPHICS – On top of their other woes, there’s been a 10-point drop in the number of Afghans who say the economy’s in good shape – now 31 percent. And just 34 percent give a positive rating to the availability of jobs and economic opportunity where they live, unchanged from last year.

There have been some development gains; while just 31 percent rate the local roads, bridges and infrastructure positively, that’s up somewhat from 24 percent last year. And 34 percent report owning an electric generator, well up from 20 percent last year.

Indeed, the provision of at least some power is a major accomplishment: While 41 percent of Afghans report having no electrical power whatsoever (rising to 52 percent in rural areas), that’s down from 58 percent last year. But even this pace is grating: Most power is from generators – just two in 10 get it from power lines – and of all local services, power supply continues to be the single biggest complaint. Just 21 percent rate theirs as good.

There’s also been little advance in the presence of household appliances or other goods in the past year. Just one in 100 Afghans has a landline telephone; 38 percent live in a household with a mobile phone, but most by far remain phone-free.

Urban/rural divides mark these: Eight in 10 city-dwellers have a mobile phone, compared with 27 percent in rural areas. Ninety-six percent of city residents have a television, compared with 32 percent in rural areas. In urban areas, 52 percent own a refrigerator; in rural areas (again, home to eight in 10 Afghans) that dives to six percent.

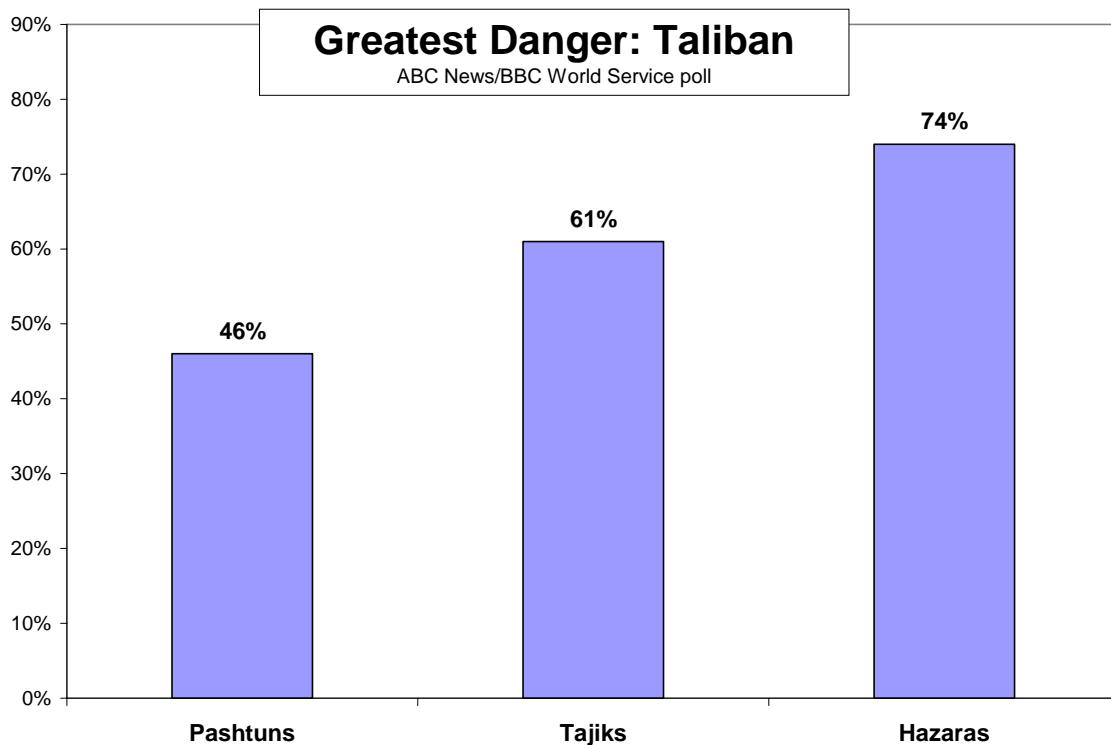
Just 13 percent of Afghan households have a car, while 43 percent own a work animal.

The median age (among adults only) is 32, compared with 44 in the United States. Four in 10 Afghans are illiterate, 47 percent have had no formal education whatsoever, barely over four in 10 have completed primary school, just 18 percent are high school graduates and a bare three percent have had a university education.

Leading occupations, among the employed, are skilled workers or artisans (23 percent of those who are working), farmers (20 percent) and laborers (15 percent), with an additional 14 percent identifying themselves as managers. Evidencing the deep poverty in which Afghans live, nearly three-quarters report monthly household incomes of fewer than 12,000 Afghanis – the equivalent of \$244, or less.

GROUPS – Afghanistan is divided by ethnic or tribal groups – About four in 10 are Pashtuns, concentrated in the East and South, a bit fewer are Tajiks, mostly in the center and North, and just over one in 10 are Hazaras, in the central Hazarjat region. Pashtuns dominate the Taliban; indeed 18 percent of Pashtuns express a favorable view of the Taliban, compared with four percent of other Afghans.

Far fewer Pashtuns describe the Taliban as the country’s greatest danger – 46 percent, compared with 74 percent of Hazaras and 61 percent of Tajiks. Pashtuns also are more conservative socially – seven in 10 call it unacceptable for women to supervise men at work – and less optimistic than other Afghans.



Afghanistan is not riven by the Sunni/Shiite sectarian divisions seen in Iraq; one difference is that Afghanistan’s population is more homogenous – 87 percent Sunni, 12 percent Shiite. Shiites, naturally, express greater concern about the Taliban, a fundamentalist Sunni movement. Shiites are 22 points more likely than Afghan Sunnis to call the Taliban the country’s biggest threat – and concomitantly 26 points more apt to call the U.S.-led invasion that overthrew the Taliban five years ago a “very good” thing for the country.

METHODOLOGY – This survey was conducted for ABC News and the BBC World Service by Charney Research of New York, with field work by the Afghan Center for Social and Opinion Research in Kabul. Interviews were conducted in person, in Dari or

Pashto, among a random national sample of 1,036 Afghan adults from Oct. 14-19, 2006. The results have a 3.5-point error margin. For details see abcnews.com/pollvault.html.

Analysis by Gary Langer.

ABC News polls can be found at ABCNEWS.com at <http://abcnews.com/pollvault.html>.

Media contact: Cathie Levine, (212) 456-4934.

Full results follow.

1. Generally speaking, do you think things in Afghanistan today are going in the right direction, or do you think they are going in the wrong direction?

	Right	Wrong	Mixed	No opin.
10/19/06	55	22	17	5
10/18/05*	77	6	11	6
3/13/04*	64	11	8	16

*10/05, ABC News poll. 3/04, Charney Research poll.

2. (IF RIGHT DIRECTION) Why do you say that? (Up to two answers accepted.)

	10/19/06	10/18/05	3/13/04
Good security	23	34	20
Peace/end of war	25	31	53
Disarmament	28	27	35
Freedom/free speech	23	17	11
Democracy/elections	12	15	9
Reconstruction/rebuilding	19	15	18
Girls schools/women can work/women's freedom	22	12	13
Refugees return	12	12	9
Travel possible/free movement	8	10	7
Good government	10	9	6
Economic revival	10	8	5
International Assistance	10	6	1
Other	0	1	0
No opinion	0	1	0

3. (IF WRONG DIRECTION) Why do you say that? (Up to two answers accepted.)

	10/19/06	10/18/05	3/13/04
Economy bad	40	41	30
Taliban return/No peace/Violence	36	34	-
Western influence too great/dangers to Islam	17	27	8
Bad government	26	20	40
No reconstruction/no progress	21	19	35
Neighboring countries cause problems	14	12	28
Education bad	8	12	14
Too many foreigners/foreigner aid causes problems	13	10	6
Lack of aid/no development assistance	19	7	13
Other	3	3	1
No opinion	2	7	1

4. In your view, what is the biggest problem facing Afghanistan as a whole? And after that, what is the next biggest problem?

10/19/06 - Summary table

	First	Second	Total
Security/warlords/attacks/violence	33	8	41
Taliban	24	9	33
Economy/poverty/jobs	17	21	38
Reconstruction/rebuilding	2	5	7
Education/schools/literacy	4	7	11
Government/weak government/central authority	5	9	14
Electricity	4	5	9
Roads	2	6	8
Health care/clinics/hospitals	0	4	4
Water	0	2	2
Corruption	5	17	22
High prices/Joblessness	2	2	4
Foreign interference/suicide attacks	1	1	2
Other	0	0	0
No opinion	0	2	2

Trend:

a. Security/warlords/attacks/violence

	First	Second	Total
10/19/06	33	8	41
10/18/05	28	5	33
3/13/04	37	6	43

b. Taliban

	First	Second	Total
10/19/06	24	9	33
10/18/05	22	12	34
3/13/04	1	2	3

c. Economy/poverty/jobs

	First	Second	Total
10/19/06	17	21	38
10/18/05	28	19	47
3/13/04	29	22	51

d. Reconstruction/rebuilding

	First	Second	Total
10/19/06	2	5	7
10/18/05	3	9	12
3/13/04	5	10	15

e. Education/schools/literacy

	First	Second	Total
10/19/06	4	7	11
10/18/05	8	13	21
3/13/04	9	17	26

f. Government/weak government/central authority

	First	Second	Total
10/19/06	5	9	14
10/18/05	3	8	11
3/13/04	1	12	13

g. Electricity

	First	Second	Total
10/19/06	4	5	9
10/18/05	3	10	13
3/13/04	6	10	16

h. Roads

	First	Second	Total
10/19/06	2	6	8
10/18/05	2	9	11
3/13/04	5	7	12

i. Health care/clinics/hospitals

	First	Second	Total
10/19/06	0	4	4
10/18/05	2	13	15
3/13/04	2	7	9

j. Water

	First	Second	Total
10/19/06	0	2	2
10/18/05	0	1	1
3/13/04	2	3	5

k, l. No trend

5. I would like to ask you about today's conditions in the village/neighborhood where you live. How would you rate the following using very good, somewhat good, somewhat bad or very bad?

10/19/06 - Summary table

	-----Good-----			-----Bad-----			No opin.
	NET	Very	Smwhat	NET	Smwhat	Very	
a. Your living conditions overall	76	11	65	24	21	3	0
b. Security from crime and violence	69	20	49	30	25	6	0
c. Availability of jobs/ economic opportunities	34	5	28	66	49	17	0
d. Roads, bridges and other infrastructures	31	6	24	69	39	30	0
e. The availability of clean water	54	14	40	46	31	15	0
f. The supply of electricity	21	4	17	78	28	50	0
g. The availability of food	82	17	64	18	14	4	0
h. The availability of medical care	49	9	40	51	39	12	0
i. The local schools	73	18	55	27	23	4	0
J. The rights of women	71	21	50	28	22	6	0

Trend:

a. Your living conditions overall

	-----Good-----			-----Bad-----			No opin.
	NET	Very	Smwhat	NET	Smwhat	Very	
10/19/06	76	11	65	24	21	3	0
10/18/05	83	15	68	16	13	3	1

b. Security from crime and violence

	-----Good-----			-----Bad-----			No
	NET	Very	Smwhat	NET	Smwhat	Very	opin.
10/19/06	69	20	49	30	25	6	0
10/18/05	72	28	45	24	19	5	3

c. Availability of jobs/economic opportunities

	-----Good-----			-----Bad-----			No
	NET	Very	Smwhat	NET	Smwhat	Very	opin.
10/19/06	34	5	28	66	49	17	0
10/18/05	35	5	30	60	41	19	6

d. Roads, bridges and other infrastructures

	-----Good-----			-----Bad-----			No
	NET	Very	Smwhat	NET	Smwhat	Very	opin.
10/19/06	31	6	24	69	39	30	0
10/18/05	24	2	21	75	39	37	1

e. The availability of clean water

	-----Good-----			-----Bad-----			No
	NET	Very	Smwhat	NET	Smwhat	Very	opin.
10/19/06	54	14	40	46	31	15	0
10/18/05	59	18	40	41	31	10	0

f. The supply of electricity

	-----Good-----			-----Bad-----			No
	NET	Very	Smwhat	NET	Smwhat	Very	opin.
10/19/06	21	4	17	78	28	50	0
10/18/05	17	4	14	82	29	52	1

g. The availability of food

	-----Good-----			-----Bad-----			No
	NET	Very	Smwhat	NET	Smwhat	Very	opin.
10/19/06	82	17	64	18	14	4	0
10/18/05	78	22	56	20	17	3	2

h. The availability of medical care

	-----Good-----			-----Bad-----			No
	NET	Very	Smwhat	NET	Smwhat	Very	opin.
10/19/06	49	9	40	51	39	12	0
10/18/05	44	12	33	55	44	11	1

i. The local schools

	-----Good-----			-----Bad-----			No
	NET	Very	Smwhat	NET	Smwhat	Very	opin.
10/19/06	73	18	55	27	23	4	0
10/18/05	80	25	55	19	13	6	0

J. No trend.

6. Compared to before the fall of the Taliban government in late 2001, is each item I name much better now, somewhat better, about the same, somewhat worse or much worse?

10/19/06 - Summary table

	-----Better-----			Same	-----Worse-----			No opin.
	NET	Much	Somewhat		NET	Somewhat	Much	
a. Your living conditions overall	74	18	56	22	4	4	0	0
b. Security from crime and violence	58	18	40	24	18	15	3	0
c. Availability of jobs/opportunities	43	10	33	34	23	19	3	0
d. Freedom to express political opinion	73	22	51	16	9	7	2	0
e. The rights of women	79	27	51	14	6	4	2	0

Trend:

a. Your living conditions overall

	-----Better-----				Same	-----Worse-----			No opin.
	NET	Much	Somewhat	NET		Somewhat	Much		
10/19/06	74	18	56	22	4	4	0	0	
10/18/05	85	30	55	13	3	2	0	0	

b. Security from crime and violence

	-----Better-----				Same	-----Worse-----			No opin.
	NET	Much	Somewhat	NET		Somewhat	Much		
10/19/06	58	18	40	24	18	15	3	0	
10/18/05	75	31	44	15	9	7	2	1	

c. Availability of jobs/opportunities

	-----Better-----				Same	-----Worse-----			No opin.
	NET	Much	Somewhat	NET		Somewhat	Much		
10/19/06	43	10	33	34	23	19	3	0	
10/18/05	39	9	30	39	18	13	5	4	

d. Freedom to express political opinion

	-----Better-----				Same	-----Worse-----			No opin.
	NET	Much	Somewhat	NET		Somewhat	Much		
10/19/06	73	22	51	16	9	7	2	0	
10/18/05	80	43	38	8	5	3	2	7	

e. No trend.

7. What is your expectation for things overall in your life a year from now? Will they be much better, somewhat better, about the same, somewhat worse, or much worse?

	-----Better-----				Same	-----Worse-----			No opin.
	NET	Much	Somewhat	NET		Somewhat	Much		
10/19/06	54	11	43	23	9	7	2	14	
10/18/05	67	23	44	13	1	0	1	19	

8. Which one of the following in your opinion should be the single most important priority for our country and 8b. Which is second-most important?

10/19/06 - Summary table

	First	Second	Total
Security from crime and violence	27	6	33
Creating jobs and economic opportunities	28	14	42
Improving roads, water and electricity supply	18	20	38
Ending corruption among gov't or police officials	13	21	34
Getting U.S. troops out of Afghanistan	3	8	11
Establishing a stable national government	8	21	29
Reducing the cultivation of opium poppies	3	8	11
No opinion	0	1	1

9. How would you rate the work of:

10/19/06 - Summary table

	----Excellent/Good----			----Fair/Poor----			No opin.
	NET	Excellent	Good	NET	Fair	Poor	
a. The present government	64	15	48	36	27	9	0
b. Hamid Karzai as president	68	21	46	32	25	7	0
c. The provincial government here	52	10	42	47	36	11	1
d. The U.S. in Afghanistan	57	12	45	42	27	15	1

Trend:

a. The present government

	----Excellent/Good----			----Fair/Poor----			No opin.
	NET	Excellent	Good	NET	Fair	Poor	
10/19/06	64	15	48	36	27	9	0
10/18/05	80	27	53	20	14	5	1

b. Hamid Karzai as president of Afghanistan

	----Excellent/Good----			----Fair/Poor----			No opin.
	NET	Excellent	Good	NET	Fair	Poor	
10/19/06	68	21	46	32	25	7	0
10/18/05	83	45	38	16	14	2	1

c. No trend.

d. The U.S. in Afghanistan

	----Excellent/Good----			----Fair/Poor----			No opin.
	NET	Excellent	Good	NET	Fair	Poor	
10/19/06	57	12	45	42	27	15	1
10/18/05	68	20	48	30	22	8	3

10. How confident are you that the parliament in Kabul is working well for the benefit of the Afghan people: very confident, fairly confident, not very confident, or not confident at all?

	-----Confident-----			-----Not confident-----			No opin.
	NET	Very	Fairly	NET	Not very	Not at all	
10/19/06	59	16	42	39	21	18	2

10/18/05* 77 34 43 16 9 8 7
 *"...newly elected parliament will work well..."

11. Who would you rather have ruling Afghanistan today: the current government, or the Taliban?

	Current government	Taliban	Other (vol.)	No opin.
10/19/06	88	3	4	5
10/18/05	91	1	2	6

12. Which of the following do you think poses the biggest danger in our country: drug traffickers, local commanders, the United States, the Taliban, the current Afghan government, or something else?

	Taliban	Drug traffickers	Local commanders	U.S.	Current Afghan government	Something else	No opin.
10/19/06	57	20	9	8	3	0	0
10/18/05	41	28	22	4	2	2	2

13. How much of a problem is the issue of corruption among government officials or the police in this area - is that a big problem, a moderate problem, a small problem or not a problem?

	----Big/Moderate----			-----Small/No problem-----			No op.
	NET	Big	Moderate	NET	Small	Not a problem	
10/19/06	78	55	23	20	11	9	2

14. Within the past year have you personally known someone who had to bribe a government officer to receive proper service or fair treatment from the government or police?

	Yes	No	No opinion
10/19/06	25	74	0

15. From today's perspective, do you think it was very good, mostly good, mostly bad or very bad that US military forces came into our country to bring down the Taliban government in 2001?

	-----Good-----			-----Bad-----			No opin.
	NET	Very	Mostly	NET	Mostly	Very	
10/19/06	88	45	43	11	7	4	1
10/18/05	87	48	39	9	6	3	4

16. Do you strongly support, somewhat support, somewhat oppose or strongly oppose the presence of the following groups in Afghanistan today?

10/19/06 - Summary table

	-----Support-----			-----Oppose-----			No op.
	NET	Strongly	Somewhat	NET	Somewhat	Strongly	
a. U.S. military forces	78	30	48	21	15	6	1
b. NATO/ISAF military forces	78	30	48	21	15	6	1
c. Jihadi fighters from other countries	11	1	10	88	27	61	1
d. Fighters from the Taliban	5	1	3	94	14	81	1

17. I'd like to ask whether you feel grateful or unhappy about the presence of soldiers from specific countries who are fighting to support the Afghan government.

10/19/06 - Summary table

	-----Grateful-----			-----Unhappy-----			No op.
	NET	Very	Somewhat	NET	Somewhat	Very	
a. American soldiers	76	28	48	23	16	7	1
b. British soldiers	72	23	49	26	19	7	2
c. Canadian soldiers	71	25	46	26	19	7	3

18. At present there are attacks against U.S. military forces in some parts of Afghanistan. Under current circumstances, do you think attacks against U.S. military forces in Afghanistan can be justified or cannot be justified?

	Justified	Cannot be justified	No opin.
10/19/06	13	78	9
10/18/05	30	60	10

19. (IF JUSTIFIED) Why do you say so - what's the main reason attacks can be justified?

	10/19/06
Because they are infidels/foreigners	41
Attacks on U.S. military help protect Islam	16
Oppose presence of U.S. forces	15
Attacks on U.S. military help protect Afghan independence	10
Retaliation for abuses	8
Other	5
No opinion	4

20. When do you think U.S. military forces should withdraw from Afghanistan?

	Leave now	Within 6-12 mos.	1-2 Years	Only after	Remain permanently	No Opin.
				security restored		
10/19/06	13	10	13	55	5	3
10/18/05	8	6	12	65	4	5

21. Now I'll ask you whether some other things can be justified or cannot be justified.

10/19/06 - Summary table

	Justified	Not justified	No op.
a. Attacks against government officials	4	95	0
b. Attacks against police	5	94	0
c. Attacks against teachers or schools	3	96	0
d. Attacks against civilians	2	97	0
e. Suicide bombings	8	89	0

22. I'm going to mention some groups. For each, please say how much of a presence it has in this area: A very strong presence, a fairly strong presence, a fairly weak presence or no significant presence at all.

10/19/06 - Summary table

	-----Strong-----			---Weak/None---			No op.
	NET	Very	Fairly	NET	Weak	None	
a. The central government led by Hamid Karzai	70	23	47	30	25	4	0
b. The provincial government	72	21	51	28	27	1	0
c. The local police	78	30	48	22	20	2	0
d. Local commanders and their militias	28	4	24	71	41	30	2
e. The Taliban	7	2	6	91	17	74	2
f. Drug traffickers	12	3	9	83	29	55	5
g. United States or NATO or ISAF forces	57	14	44	40	22	17	3

23. Now, for each group I mention, please tell me how confident are you in its ability to provide security and stability in your area - very confident, somewhat confident, not so confident or not confident at all?

10/19/06 - Summary table

	-----Confident-----			-----Not confident-----			No op.
	NET	Very	Somewhat	NET	Not so	Not at all	
a. The central government led by Hamid Karzai	80	32	47	20	16	4	0
b. The provincial government	75	24	52	25	21	3	0
c. The local police	79	29	50	21	17	4	0
d. Local commanders and their militias	19	3	17	80	32	47	1
e. The Taliban	6	2	4	93	9	84	2
f. United States or NATO or ISAF forces	67	18	49	31	17	14	3

24. For each of these same groups, what would you say is its level of support among the people in this area - very strong support, fairly strong support, fairly weak support or no significant support at all?

10/19/06 - Summary table

	-----Strong-----			---Weak/None---			No op.
	NET	Very	Fairly	NET	Weak	None	
a. The central government led by Hamid Karzai	78	28	50	21	19	2	1
b. The provincial government	74	22	51	26	22	3	1
c. The local police	74	26	49	25	21	3	1
d. Local commanders and their militias	20	4	16	79	36	43	1
e. The Taliban	6	2	4	92	13	79	2
f. Drug traffickers	7	1	6	90	19	70	3
g. United States or NATO or ISAF forces	67	18	49	32	18	13	1

25. (IF ANY LOCAL SUPPORT FOR TALIBAN) Which of these do you think is the main reason people in your area help or support the Taliban? Is it mainly:

	10/19/06
Because they think it can improve security	30
As a religious duty	23
Because they agree with its goals	14
Because they are threatened or forced	12
Because it's better than any of the others	6
To protect the opium trade	5
Because of local clan and tribal conflicts	4
No opinion	6

26. Are you aware of any of the following activities by the Taliban in this area?

10/19/06 - Summary table

	Yes	No	No opin.
a. The delivery of night letters	24	74	2
b. Bombings	43	55	2
c. Killing individuals	42	56	2
d. Burning schools/government buildings	45	53	2
e. Fighting government or foreign troops	45	53	2
f. People giving food/money to Taliban	17	80	3

27. What is your opinion of the cultivation of poppies for opium? Do you see this as:

	Acceptable in all cases	Only acceptable if no other way to earn living	Unacceptable in all cases	No opin.
10/19/06	5	35	58	2
10/18/05	5	21	73	1

28. Do you think each of the following groups is trying to protect the opium poppy trade in order to profit from it, trying to stop the poppy trade, or not involved either way?

10/19/06 - Summary table

	Protect it	Stop it	Not inv.	No opin.
a. The Taliban	73	5	14	7
b. Local commanders	54	28	14	4
c. Local government or police officials	16	61	18	5

29. Now I'm going to ask what you think about some people and groups. The Taliban: Is your opinion of the Taliban very favorable, somewhat favorable, somewhat unfavorable, or very unfavorable?

	-----Favorable-----			-----Unfavorable----			No opin.
	NET	Very	Somewhat	NET	Somewhat	Very	
10/19/06	10	2	8	89	13	76	1
10/18/05	8	3	6	89	15	74	2
3/13/04	13	na	na	75	na	na	

30. Osama Bin Laden: Is your opinion of Bin Laden very favorable, somewhat favorable, somewhat unfavorable, or very unfavorable?

	-----Favorable-----			-----Unfavorable-----			No opin.
	NET	Very	Somewhat	NET	Somewhat	Very	
10/19/06	5	2	4	90	7	84	4
10/18/05	5	2	3	90	6	85	5

31. The United States: Is your opinion of the United States very favorable, somewhat favorable, somewhat unfavorable, or very unfavorable?

	-----Favorable-----			-----Unfavorable----			No opin.
	NET	Very	Somewhat	NET	Somewhat	Very	
10/19/06	74	23	51	25	11	14	1
10/18/05	83	24	59	14	8	6	3
3/13/04	65	na	na	24	na	na	

32. If you were involved in a dispute over theft which would you be most likely to do:

	10/19/06
Go to the government police or provincial courts	52
Go to your local elders or Shura council	28

Take matters into your own hands	10
Go to the local commander	4
Go to the Taliban	3
No opinion	4

33. If you were involved in a dispute over murder which would you be more likely to do:

	10/19/06
Go to the government police or provincial courts	58
Go to your local elders or Shura council	25
Take matters into your own hands	8
Go to the Taliban	4
Go to the local commander	2
No opinion	3

34. Now I'd like to ask you some questions about women in Afghanistan. Please tell me if each of the following is acceptable or unacceptable?

10/19/06 - Summary table

	Acceptable	Unacceptable	No op.
a. Women holding jobs in which they supervise men	39	60	1
b. Arranged marriages in which the woman is told whom she must marry and when to marry	61	39	1
c. Hitting or beating a woman as a form of discipline	10	90	0

35. For statistical purposes only, we need to know your total monthly household income for last month. Will you please tell me which of the following categories best represents your total family income in the last month? (in Afganis)

	<12K	12-20K	20-50K	50-100K	>100K	No opin./Ref
10/19/06	73	22	5	1	0	0

36. Do you have electric power here in your household? IF YES: From your own generator, or from the power lines?

	-----Yes-----					
	NET	Generator	Power lines	Both	No	No opin.
10/19/06	59	34	19	6	41	0
10/18/05	42	20	19	3	58	0

37. (IF THEY GET ELECRCITY FROM THE POWER LINES) Roughly how many hours a day do you have electricity from the power lines?

	1-6	7-12	12-23	All Day	No opin./Ref
10/19/06	39	28	21	11	0
10/18/05	38	40	4	12	6

38. Do you or does anyone in your household living at this address own a:

a. TV	Yes	No	No opin.
10/19/06	45	54	0
10/18/05	43	57	0

b. Satellite dish

	Yes	No	No opin.
10/19/06	10	90	0
10/18/05	9	90	2

c. Telephone (land line)

	Yes	No	No opin.
10/19/06	1	98	0
10/18/05	1	98	1

d. Mobile phone

	Yes	No	No opin.
10/19/06	38	61	0
10/18/05	31	69	0

e. Radio

	Yes	No	No opin.
10/19/06	92	8	0
10/18/05	95	5	0

f. Refrigerator

	Yes	No	No opin.
10/19/06	16	84	0
10/18/05	11	88	0

g. Bicycle

	Yes	No	No opin.
10/19/06	57	43	0
10/18/05	63	37	0

h. Motorbike

	Yes	No	No opin.
10/19/06	27	72	0
10/18/05	26	74	0

i. Work animal

	Yes	No	No opin.
10/19/06	43	56	0
10/18/05	47	53	0

j. Car

	Yes	No	No opin.
10/19/06	13	87	0
10/18/05	12	88	0

39. How would you rate Afghanistan's economy now: excellent, good, fair, or poor?

	----Excellent/Good----			----Fair/Poor----			No opin.
	NET	Excellent	Good	NET	Fair	Poor	
10/19/06	31	4	27	67	35	32	2
10/18/05	41	8	33	57	38	19	3

40. How would you describe your household's financial situation: excellent, good, fair, or poor?

	----Excellent/Good----			----Fair/Poor----			No
	NET	Excellent	Good	NET	Fair	Poor	opin.
10/19/06	37	4	33	62	45	17	0
10/18/05	34	5	30	64	50	14	2

Demographics:

Sex:	10/19/06	10/18/05	3/13/04
Men	50	50	50
Women	50	50	50

Age:	10/19/06	10/18/05	3/13/04
17-24	29	29	24
25-34	26	25	25
35-49	30	32	29
50+	15	14	22

Marital status:	10/19/06	10/18/05	3/13/04
Married	72	74	83
Unmarried (NET)	27	26	17
Widowed	5	4	-
Divorced	0	0	-
Never Married	22	22	-
No opin.	0	0	0

Education:	10/19/06	10/18/05	3/13/04
None	47	49	43
Primary (incomplete)	11	13	8
Primary (complete)	14	9	11
Junior high school	10	11	10
Senior high school	14	14	20
University/academy	3	4	7
No opin.	0	0	1

Employment status:	10/19/06	10/18/05	3/13/04
Employed	43	43	48
Unemployed	7	7	5
Housewife (women)	39	36	38
Retired	2	2	1
Student	10	11	8
Other	0	0	0
No opin.	0	1	0

Occupation:	10/19/06	10/18/05	3/13/04
Farmer (own land/tenant farmer)	20	24	24
Farm laborer(other's land)	7	7	4
Laborer, domestic, or unskilled worker	8	9	2
Informal sales/business	7	8	20
Skilled worker/artisan	23	20	7
Office worker/Clerical worker	5	3	8
Professional or technical	3	8	18
Small business owner	8	4	5
Executive or managerial	14	8	1
Military/Police	5	5	5
Other	0	4	5

No opin. 0 0 0

Religion:	10/19/06	10/18/05	3/13/04
Muslim (NET)	99	100	99
Sunni Muslim	87	85	92
Shia Muslim	12	15	7
Ismaeli	1	0	1
Hindu	0	0	0
Buddhist	0	0	0
None/Atheist	0	0	0
Other	0	0	0
No opin.	0	0	0

Ethnicity:	10/19/06	10/18/05	3/13/04
Pashtun	42	40	46
Tajik	37	37	39
Hazara	12	13	6
Uzbek	5	6	6
Turkmen	3	1	1
Other	0	3	3
No opin.	0	0	0

Languages (can read):	10/19/06	10/18/05	3/13/04
Dari	48	46	51
Pashto	37	38	43
English	10	8	13
Arabic	5	3	2
Urdu	5	2	7
Uzbeki	2	3	4
Russian	1	1	1
Turki	0	1	0
Hindi	0	0	0
Other	0	0	0
None	41	42	35
No opin.	1	2	8

Language (of interview):	10/19/06	10/18/05
Dari	29	32
Pashto	71	68

Region:	10/19/06	10/18/05
Central/Kabul	21	21
Eastern	10	10
South Central	13	13
South Western	10	10
Western	12	10
Northern	29	29
Central/Hazarjat	6	8

Locale:	10/19/06	10/18/05
Villages	78	78
Towns	1	1
City	8	8
Metros (Kabul)	13	13

Province:	10/19/06	10/18/05	3/13/04
Kabul	15	15	18
Balkh	6	6	5
Herat	6	6	7
Kandahar	6	6	6
Nangarhar	6	6	5
Badakhshan	4	4	1
Faryab	4	4	3
Ghazni	4	4	6
Helmand	4	4	6
Kunduz	4	4	3
Takhar	4	4	4
Badghis	2	2	2
Baghlan	2	2	5
Bamiyan	2	2	2
Daykundi	2	2	-
Farah	2	2	3
Ghor	2	2	0
Jawzjan	2	2	2
Kapisa	2	2	1
Khost	2	2	1
Kunar	2	2	1
Laghman	2	2	2
Logar	2	2	1
Nimroz	2	0	0
Paktia	2	2	3
Paktika	2	2	1
Panjshir	2	2	-
Parwan	2	2	3
Samangan	2	2	2
Sari Pul	2	2	4
Wardak	2	2	1
Nuristan	0	0	1
Uruzgan	0	2	0
Zabul	0	0	1

END